


# Magneto-optical lens adapter for polarizing microscopes




Visualization of magnetic structures




The **mobjektiv** is an adapter with an integrated magneto-optical sensor for microscopic investigations, that can be applied directly to the objective lens of polarization microscopes. The tool allows a fast and high-resolution analysis of magnetic structures down to the micrometer range.

# Magneto-optical lens adapter for polarizing microscopes



## Applications

Our magneto-optical microscope adapter applies for the investigation of for instance magnetic data carriers (FDD, HDD), magnetic steel alloys, domain structures, current-carrying conductors and permanent



## Operation Mode

- Use of linearly polarized light of the polarizing microscope
- Rotation of the polarization plane of the light by the magneto-optical sensor depending on the local magnetic field (Faraday effect)
- Visualization of the magnetic stray field by local changes of the light intensity (magneto-optical image)

## Technical Features

- Analysis of the polarity, homogeneity, distribution of magnetic material and the magnetic properties
- Field dynamic: up to 160 mT
- Lateral resolution: 3  $\mu\text{m}$
- Sensor size: 8 x 8 mm